

Model: **12.8V 200Ah**

LFP Series

LiFePO₄ Battery

Warranty

5
years



LFP/LiFePO₄ (Lithium Ferrophosphate) batteries are one of the safest varieties of lithium ion batteries. The technology is characterized by high energy density. LiFePO₄ batteries stand out durability, long service life, high efficiency electricity, work safety and increased resistance to improper operating conditions



- marine, boats, yachts
- campers, caravans
- golf-carts, wheelchairs
- energy storage
- solar powered systems
- wind farms
- fire and security system
- uninterruptible power supplies
- emergency light systems
- mobile and portable equipment -cycle use



Long service life



No memory effect



Environmental impact



High current resistance



Security and BMS control



Flexible use



Low weight



High operating temperature range



*Battery monitoring

Electrical Parameters

Nominal Voltage	12.8 V
Nominal Capacity	200 Ah
Energy	2560Wh
Internal Resistance	≤ 60mΩ
Cycle Life	>2000 cycles @0.2C
Self-Discharge	2-3% per Month
Max. Module in Series (S)/ Parallel (P)	4S/4P

Charge Parameters

Charge Method	CC-CV
Charge Voltage	14.4V
Standby Charge	13.8V
Recommended Current Charge	40A
Max. Current Charge	100A
BMS Charge ut-off Voltage	>15V

Discharge Parameters

Max. Discharge Current	≤ 150A
Pulse Discharge Current <1s	300A
Recommended Volt. Disconnect	10V
BMS Discharge cut-off Voltage	~9.5V
BMS Reconnect Voltage	10V

Mechanical Parameters

Dimensions (L x W x H)	522 x 240 x 218 [mm]
Weight	24.0 kg
Terminal Type	M8
Case Material	ABS
Case IP Rating	IP56
Technology	LiFePO4
Accessories	Bluetooth (option) Heating mat (option)

Thermal Parameters

Discharge Temperature	-20 do 60°C
Charge Temperature	0 do 45°C
Storage Temperature	0 do 40°C
BMS High Temperatura cut-off	~70°C

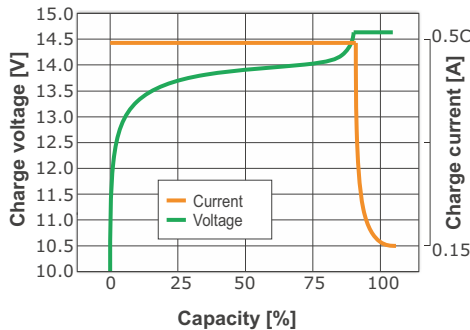
Certificates

CE

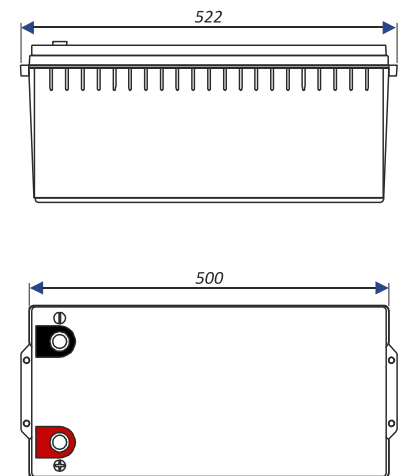
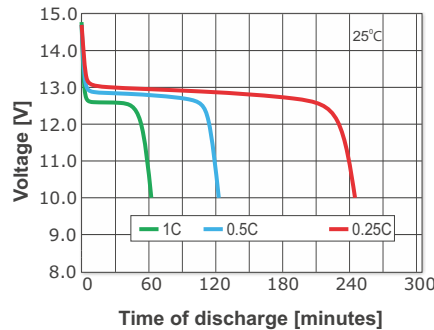
Characteristics

Dimensions [mm]

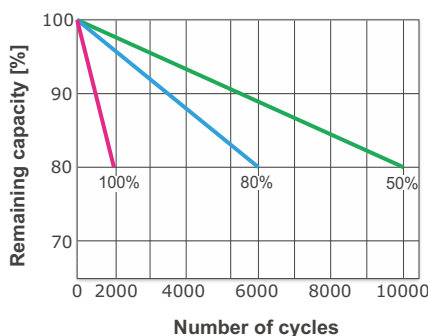
Charge Characteristics



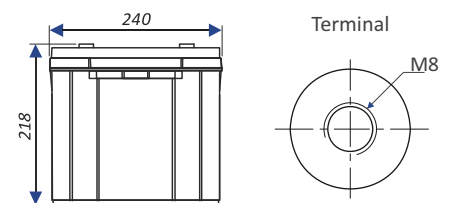
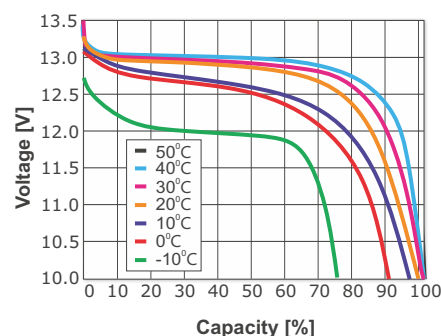
Discharge Characteristics



Different DOD Discharge Cycle Life Curve @0.2C



Discharge Curves at Different Temperature



Tolerance: +/- 2mm;

