

EUROPOWER batteries are made in AGM technology, constructed by plates, separators, safety valves and container. Since the electrolyte is held by a glass-mat separator and plates, batteries can be used in any direction without leakage. EPL FT type batteries have been designed for standby use, with **over 12 years** designed life according to Eurobat. Front terminal connections for fast and easy installation and maintenance. Battery design allows for 48 VDC configuration in a standard 19" and 23" rack.



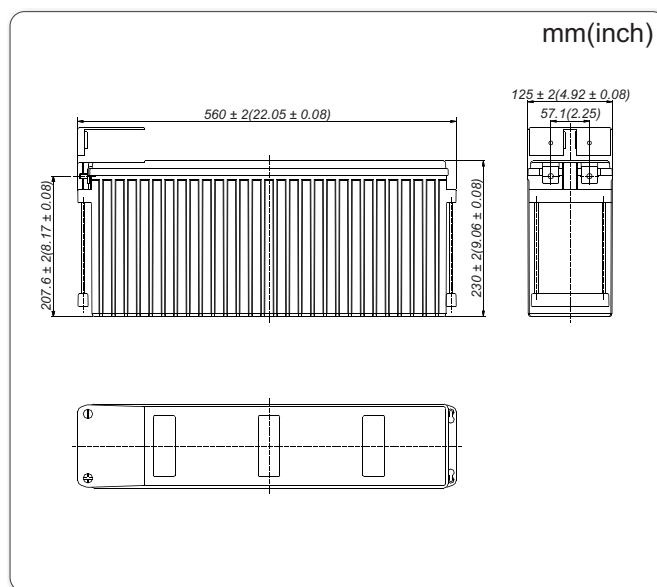
TECHNICAL DATA

Nominal voltage	12 V	
Nominal capacity	110 Ah / C ₂₀	
Cell per unit	6	
Technology	AGM	
Design life	over 12 years @ 20°C* 10 years @ 25°C	
Dimensions	height	230,0 mm
	length	560,0 mm
	width	125,0 mm
Weight	~41,1 kg	
	Capacity @ 25°C	
Capacity @ 25°C	20h	5,90A @1,80V/cell. 118,0 Ah
	10h	11,11A @1,80V/cell. 111,0 Ah
	5h	13,75A @1,75V/cell. 110,0 Ah
	1h	75,10A @1,60V/cell. 75,1 Ah
Ambient nominal temperature range	charge	0°C ~ 40°C
	discharge	-20°C ~ 50°C
	storage	-20°C ~ 40°C
Internal resistance	@ fully charge battery	≤3,0 mΩ
Charging voltage @ 20°C	standby use	13,5V do 13,8V (-18 mV/°C)
	cycle use	14,4 V do 15,0V (-24 mV/°C)
Charging current	recommended	11,0 A
	maximum	27,5 A
Maximum discharge current (for 5 sec)	800 A	
Capacity retention during storage @ 20°C (self discharge)	after 1 month	98 %
	after 6 months	80 %
	after 12 months	62 %
Container material	standard	ABS UL 94-HB
	optional	ABS UL 94-V0**
Terminal	insert terminal	L1
Terminal hardware initial torque	10,0 Nm	

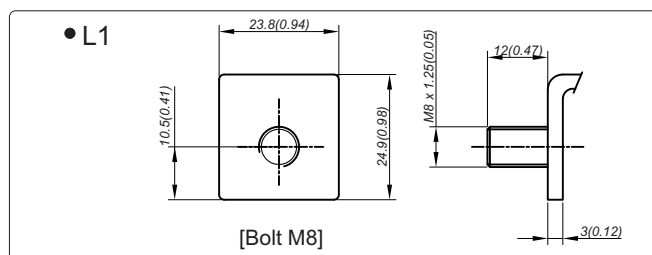
- uninterruptible power supplies (UPS)
- emergency lighting systems
- telecommunication power plants
- telecommunication PABX
- GSM base stations
- server rooms

APPLICATIONS

DIMENSIONS



TERMINALS



* - According to Eurobat (Very Long Life group) ** - Flame-retardant

NO TRANSPORT RESTRICTED

Not restricted for air, surface and water transport. Classified as non-hazardous material (IATA/ICAO Special Provision A67, DOT-CFR Title 49 parts 171-189, IMDG amendment 27)

DISCHARGE CHARACTERISTICS

• Constant current (Current [A], 25°C / 77°F)

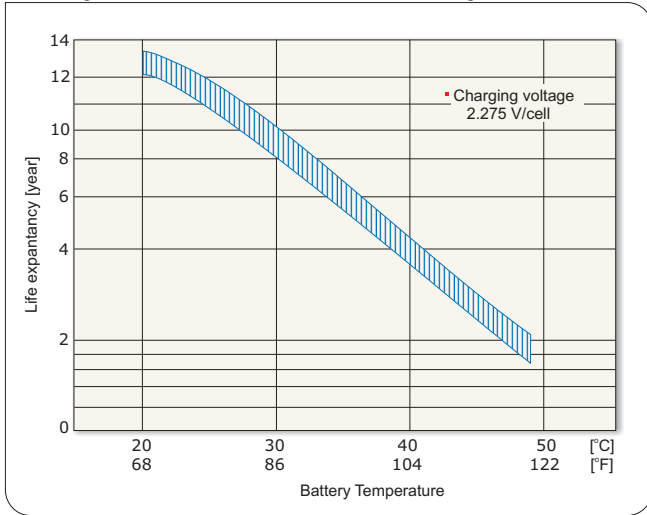
F.V. V/cell	Discharge time										
	15 min	30 min	45 min	1h	2h	3h	4h	5h	8h	10h	20h
1,85	146,5	113,5	82,1	67,40	40,30	29,50	23,30	19,40	13,09	10,73	5,70
1,80	167,9	121,4	87,1	71,20	41,90	30,60	24,10	20,00	13,53	11,11	5,90
1,75	187,7	125,9	90,0	72,90	42,70	31,00	24,50	20,40	13,75	11,22	6,00
1,70	203,0	128,8	91,8	74,10	43,10	31,30	24,70	20,50	13,75	11,22	6,00
1,65	212,3	130,6	93,1	75,10	43,50	31,60	24,90	20,60	13,75	11,22	6,00
1,60	216,2	131,9	93,9	75,55	43,67	31,71	24,97	20,66	13,78	11,24	6,01

• Constant power (Power [W/cell], 25°C / 77°F)

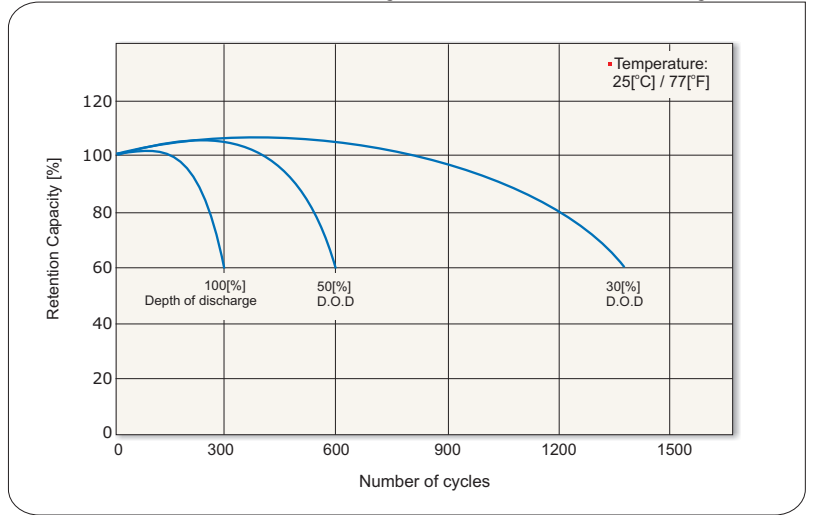
F.V. V/cell	Discharge time										
	15 min	30 min	45 min	1h	2h	3h	4h	5h	8h	10h	20h
1,85	288,5	224,7	163,0	132,0	79,58	58,75	46,60	38,80	26,18	21,46	11,40
1,80	326,2	238,8	172,2	139,4	82,75	60,93	48,20	40,00	27,05	22,22	11,80
1,75	358,0	247,7	178,0	142,8	84,32	61,73	49,00	40,80	27,50	22,44	12,00
1,70	383,3	253,2	181,5	145,1	85,12	62,33	49,40	41,00	27,50	22,44	12,00
1,65	400,0	257,0	184,0	147,1	85,90	62,93	49,80	41,20	27,50	22,44	12,00
1,60	407,3	259,3	185,5	148,0	86,25	63,15	49,95	41,32	27,56	22,48	12,01

F.V. - Final voltage

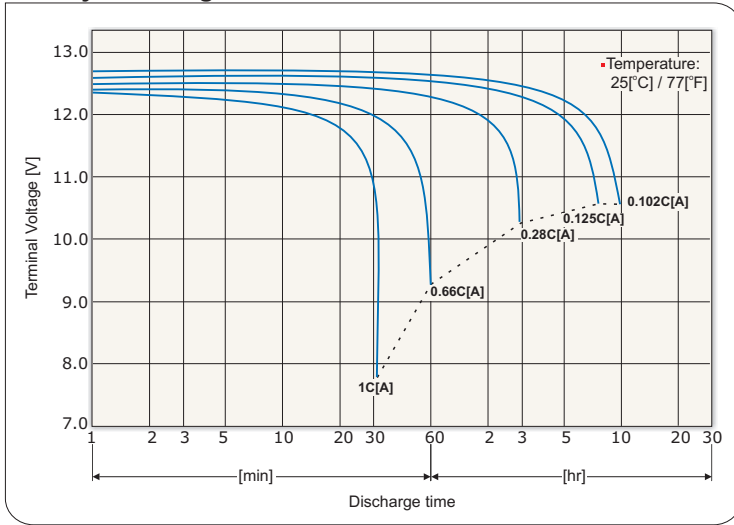
Battery life characteristics of standby use



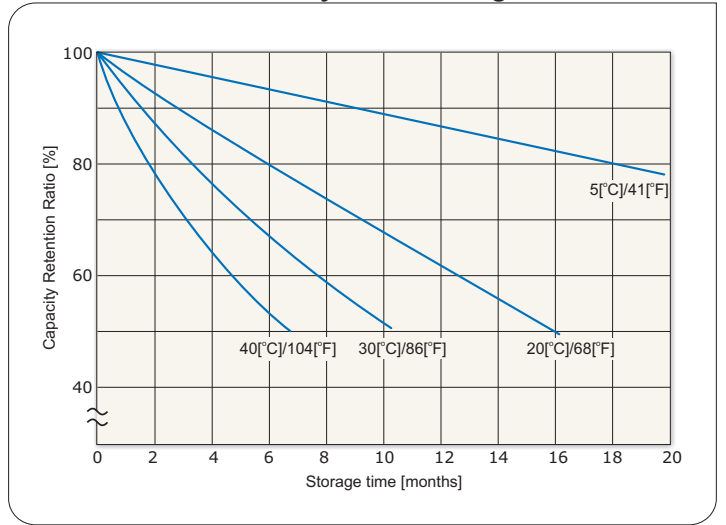
Battery life characteristics of cycle use



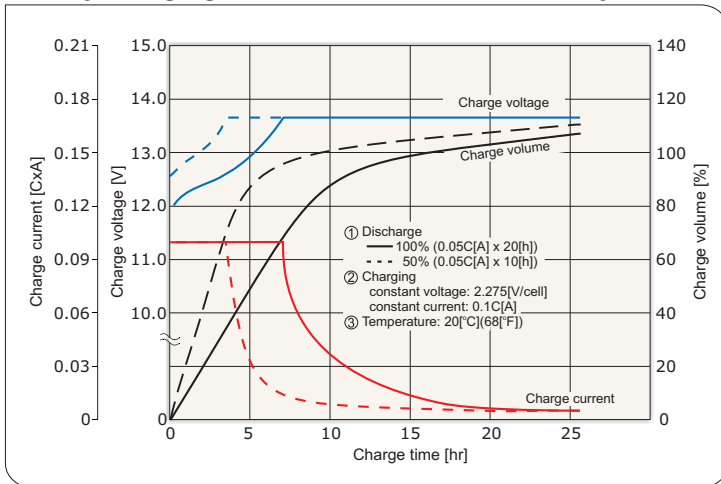
Battery discharge characteristics



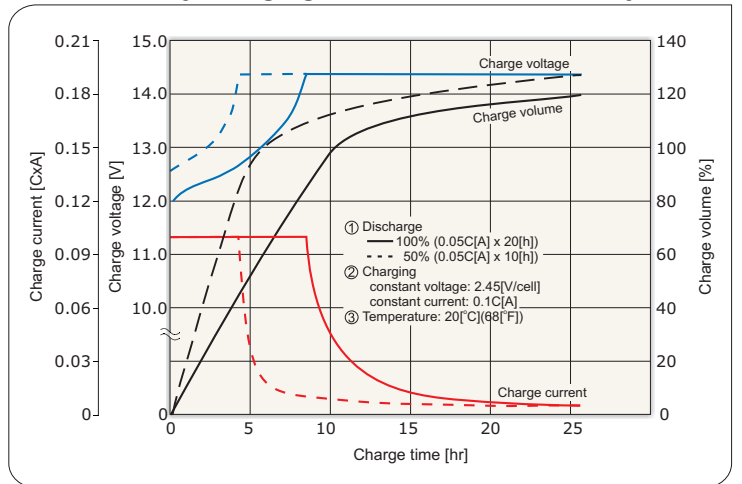
Battery self discharge characteristics



Battery charging characteristics for the standby use



Battery charging characteristics for the cycle use



Battery discharge current and final discharge voltage

Discharge current [A]	0.2C > I	0.2C ≤ I < 0.5C	0.5C ≤ I < 1.0C	1.0C ≤ I
Final discharge voltage [V/cell]	1.75	1.70	1.55	1.30

*) C - Capacity

